



PRODUCT GUIDE

FARM FENCES.**SORTED.**





AUSTRALIAN FAMILY OWNED

100% Australian owned and operated by a family just like yours. We are committed to supporting the vibrant, hardworking people who make rural Australia thrive, and truly understanding the needs and challenges of fencing in these areas.



EXPERT FENCING SUPPORT

We're here with a smile and the expertise to guide you every step of the way. Our sales and support team aren't just knowledgeable; they're passionate about helping you find the perfect solutions for any fencing challenge. Whether it's a question about installation, advice on maintenance, or any other inquiry, we're all ears and always here to help.



100% PRODUCT GUARANTEE

We're more than just about selling gate hardware; we're about making sure customers are absolutely satisfied with every purchase. If for any reason you're not entirely pleased with a purchase—whether it's a matter of performance, quality, or simply not meeting the specific needs, we're committed to making it right.



STOCKISTS COUNTRY WIDE

Our products are accessible from almost any local rural store across Australia. With over 800 stockists nationwide, we've made it easy for you to find Rotech. Or if you want a quote first, we have a simple online quoting system where you can get an instant quote from your preferred stockist.



WE LISTEN TO YOUR FEEDBACK

We work closely with Australian farmers to constantly adapt and improve our innovations to better suit farmers needs. We are committed to making ourselves accessible to you and are always looking for ways to connect and hear feedback.

2 STAYTIGHT

24 RAILTIGHT

30 HINGE SETS

44 LATCHES

50 FENCE FITTINGS & ACCESSORIES

56 STOCKYARD FITTINGS

62 POST CAPS

66 CHAIN & ACCESSORIES

72 HEAR FROM OUR CUSTOMERS



A scenic landscape photograph serves as the background for the advertisement. In the foreground on the left, a bare, gnarled tree stands on a grassy hillside. A fence line runs across the middle ground. The background features a sunset sky with warm orange and yellow hues transitioning into a cooler blue at the top. The overall mood is serene and rural.

STAYTIGHT FENCE ENDS

Australia's quickest, easiest, and most adjustable range of fence end kits.

Our selection ranges from our patented hand drivable Drive-Tight posts to machine-driveable or concrete-in kits.

All bolt-on, with no drilling or welding required. It's quick and easy to install and fully adjustable at anytime.

All components are either hot dip galvanised or stainless steel. They will last the test of time.

Do it once. Do it right.

Farm Fences. Sorted.

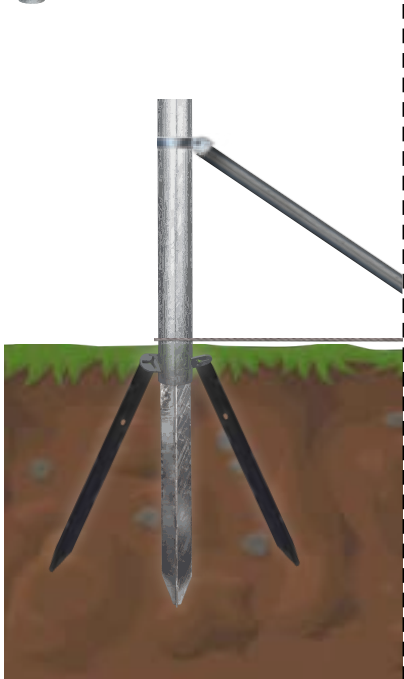
CHOOSING THE RIGHT

STAYTIGHT^{END ASSEMBLY}


THE RANGE




DRIVE TIGHT
HAND-DRIVEABLE



**MACHINE
DRIVEABLE**



CONCRETE-IN



When finding the **STAYTIGHT End Assembly** that will work best for you, it is important you consider each of the following factors.

TIME - How much is your time worth? How quickly do you need the project completed?

MATERIALS, EQUIPMENT, SPECIALISED SKILLS - Do you have all the materials and equipment needed? What skilled labour do you have access to?

SITE ACCESS - How accessible is the site? Can you get your machinery there? Consider also the travel required to get to the project location.

COST - The product cost is only one part of the total cost. How much will labour, equipment, and other materials required to complete the project, cost?

We have created a product selection guide to help you find the right **End Assembly** solution for your needs. Using the **LOW-TO-HIGH** matrix, you can compare how each factor ranks across the available options.

LOWEST



HIGHEST

**TIME**

DriveTight posts can be installed in under 5 minutes, and then the post is immediately ready to strain a fence.

MATERIALS, EQUIPMENT, SPECIALISED SKILLS

A DriveTight Post only requires a hand driver to install and the DriveTight lugs are highly recommended, which require 2x short star pickets.

SITE ACCESS

You only need to be able to carry a 20kg post and a handheld driver to the site. Best choice for poor site access.

END ASSEMBLY COST

This end assembly has the highest material cost but is often the most cost effective as it requires the least time, labour, and equipment of any option.

MACHINE-DRIVEABLE**TIME**

The post is installed with a pneumatic driver in around 10mins, then the post is immediately ready to strain a fence

MATERIALS, EQUIPMENT, SPECIALISED SKILLS

A pneumatic post driver large enough to drive an 80NB or 100NB Post 1200mm into the ground. Most handheld drivers are not powerful enough to do this.

SITE ACCESS

Your site will need to be accessible with machinery and a driver. If travel is required, consider the transportation of equipment.

END ASSEMBLY COST

This assembly is in the middle of our price range however if you don't own the required equipment the cost of hire must be considered.

CONCRETE-IN**TIME**

The concrete needs to be set overnight before a fence line can be strained. Therefore 2 site visits minimum will be required.

MATERIALS, EQUIPMENT, SPECIALISED SKILLS

Digging Tools / Machinery, Concrete Mixer and Concrete.




SITE ACCESS

Must be an accessible area as equipment will be required onsite for digging the post holes and concreting.

END ASSEMBLY COST



This assembly is the lowest costing in our range, however, it takes the most time and labour which will affect the overall cost significantly.

PREMIUM DRIVE-TIGHT® (HAND-DRIVABLE) END ASSEMBLY KIT

	CODE	POST Ø	LENGTH	STAY Ø	LENGTH	FENCE HEIGHT	BARCODE	PACK QTY
	RSATDTSS	100NB	2100mm	40NB	3250mm	1200mm		10
	RSATHDDTSS	"	"	50NB	"	1200mm		10

Includes: Post, Cap, Anchor Lugs, Stay, Post & Stay Connector, Footplate, & **Stainless Steel Eyebolt Tension Cable**

PREMIUM DRIVE-TIGHT® (HAND-DRIVABLE) EXCLUSION END ASSEMBLY KIT

	CODE	POST Ø	LENGTH	STAY Ø	LENGTH	FENCE HEIGHT	BARCODE	PACK QTY
	RSATHDDT 2400SS	100NB	2400mm	50NB	3250mm	1200mm- 1500mm		10

Includes: Post, Cap, Anchor Lugs, Stay, Post & Stay Connector, Footplate & **Stainless Steel Eyebolt Tension Cable**


2 LUG-SLOT POSITIONS

Install your lugs for a post height of **1200mm** for extra strength and anchorage in deep black soils or flood prone areas.

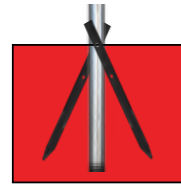
Install your lugs for a post height of **1500mm** for a higher fence to protect your livestock and crops.



DRIVE TIGHT®



$V = 0.43M^3$



$V = 3.4M^3$



SCAN HERE
TO WATCH
THE VIDEO





STAYTIGHT



**HAND
DRIVEABLE**


DRIVE-TIGHT® (HAND-DRIVABLE) POSTS



CODE	POST	LENGTH	FENCE HEIGHT	BARCODE	PACK QTY
RSPDT100	100NB	2100mm	1200mm		10
RSPDT1002400	"	2400mm	1200mm - 1500mm		10




DRIVE-TIGHT® POST DRIVER

CODE	SUIT	LENGTH	WEIGHT	BARCODE	PACK QTY
DTPD	<100NB Round Post	810mm	21kg		1

INSTALL YOUR DRIVETIGHT WITH OUR HAND DRIVER

Using the hand driver, you can install your post in 5 minutes!
And you can get it anywhere with ease, making our DriveTight End Assembly the most versatile solution!



**SCAN HERE
TO WATCH
THE VIDEO**



DRIVE-TIGHT®


DRIVER OPTIONS:



**HAND
DRIVER**



**PNEUMATIC
DRIVER**



**HYDRAULIC/PTO
DRIVER**

POST DRIVER

The DRIVE-TIGHT hand driver measures 810mm and weighs 21kg. It gives you enough weight to drive the post in, without being too heavy.

THE POST

It's a 100NB (114.3 O.D) hot dip galvanised pipe with a 4.5mm wall thickness and is available at 2100mm or 2400mm long. It should be driven in to just above the anchor lugs.

ANCHOR LUGS

Clip in lugs on 45° angles, allow half-length pickets to be driven in. This dramatically increases ground anchorage.

THE PENETRATOR

The pointed end penetrates the ground with ease, meaning faster installs and less wear and tear on equipment.



THE ONLY END ASSEMBLY KITS TO INCLUDE -

1) STAINLESS STEEL TENSION CABLE AND EYE-BOLT

The stainless steel tension assembly makes the **Premium Rotech Assemblies** the most corrosion resistant in Australia!

The superior quality means they are better able to withstand salt-air, have a higher fire resistance and last significantly longer.

2) LOKDOWN LUGS

CREATED IN RESPONSE TO REAL-WORLD TESTING & CUSTOMER FEEDBACK!

Over the past few years we have experienced some severe droughts and major flooding events. We have gained valuable knowledge by observing which fences remained intact and which ones didn't.

That is why we have created the LokDown Lugs!

The LokDown lugs give the post 8x more ground anchorage. This means the **Premium Rotech Assemblies** have significantly more support in the soil and increased resistance. This allows them to withstand much greater force.



LOKDOWN

LUGS

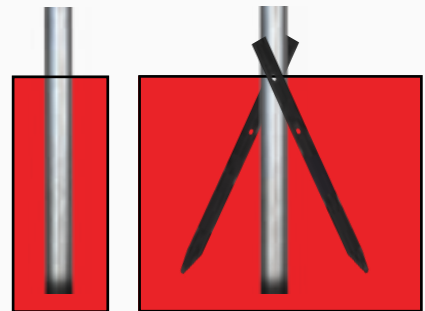


2160kg+



8X
MORE GROUND
ANCHORAGE

$V = 0.43M^3$ $V = 3.4M^3$



Patent Protected


2)



SCAN HERE
TO WATCH
THE VIDEO







STAYTIGHT



**MACHINE
DRIVEABLE**

PREMIUM **DRIVABLE** (MACHINE/TRACTOR) **ROUND POST END ASSEMBLY KIT**




CODE	POST Ø	LENGTH	STAY Ø	LENGTH	FENCE HEIGHT	BARCODE	PACK QTY
RSAT804.0SS	80NB	2400mm	40NB	3250mm	1200mm		10
RSATHD 804.0SS	"	"	50NB	"	"		10
RSAT4.5SS	100NB	"	40NB	"	"		10
RSATHD4.5SS	"	"	50NB	"	"		10

Includes: Post, Cap, Stay, Post & Stay Connector, Footplate, LokDown Lugs & Stainless Steel Eyebolt Tension Cable

PREMIUM **DRIVABLE** (MACHINE/TRACTOR) **ROUND POST EXCLUSION KIT**



CODE	POST Ø	LENGTH	STAY Ø	LENGTH	FENCE HEIGHT	BARCODE	PACK QTY
RSATHD4.5 3.25MSS	100NB	3250mm	50NB	3250mm	2000mm		10



Includes: Post, Cap, Stay, Post & Stay Connector, Footplate, LokDown Lugs & Stainless Steel Eyebolt Tension Cable



CONCRETE-IN

PREMIUM **CONCRETE-IN** (NON-DRIVABLE) **ROUND POST FENCE END KITS**



CODE	POST Ø	LENGTH	STAY Ø	LENGTH	FENCE HEIGHT	BARCODE	PACK QTY
RSAT3.2SS	100NB	2100mm	40NB	3250mm	1200mm		10
RSATHD3.2SS	"	"	50NB	"	"		10

Includes: Post, Cap, Stay, Post & Stay Connector, Footplate, LokDown Lugs & Stainless Steel Eyebolt Tension Cable


STAY TIGHT®



SCAN HERE
TO WATCH
THE VIDEO






STAYTIGHT



MACHINE DRIVEABLE

DRIVEABLE POSTS




CODE	POST	LENGTH	FENCE HEIGHT	BARCODE	PACK QTY
RSP804.0	80NB	2400mm	1200mm		10
RSP1004.5	100NB	2400mm	1200mm		10
RSP1004.5 3.25M	"	3250mm	2000mm		10



CONCRETE-IN

CONCRETE-IN POSTS



CODE	POST	LENGTH	FENCE HEIGHT	BARCODE	PACK QTY
RSP1003.2	100NB	2100mm	1200mm		10

LOKDOWN LUG ANCHORAGE KIT





CODE	BARCODE	PACK QTY
PGFL		10

Includes: 2x LokDown Lugs, 7x Tek Screws

TENSION ASSEMBLY





CODE	FOOTPLATE (W X L)	POST	EYEBOLT	BARCODE	PACK QTY
TCA	300 x 400mm	<250mm	Hot-Dip Galvanised		10
TCASS	"	"	Stainless Steel		10

Includes: Tension Cable & Footplate

MULTI STAY

ADDITIONAL STAY KITS - FOR CORNERS (POST NOT INC.)



CODE	SUITABLE POST Ø	STAY Ø	LENGTH	FENCE HEIGHT	BARCODE	PACK QTY
RSK40	100NB	40NB	"	1200mm -2000mm		10
RSK50	"	50NB	"	1200mm -2000mm		10

Includes: Stay, Cap, Post & Stay Connector, Footplate, & Tension Cable

ADDITIONAL PREMIUM STAY KITS - FOR CORNERS (POST NOT INC.)





CODE	SUITABLE POST Ø	STAY Ø	LENGTH	FENCE HEIGHT	BARCODE	PACK QTY
RSK8040SS	80NB	40NB	3250mm	1200mm -2000mm		10
RSK8050SS	"	50NB	"	1200mm -2000mm		10
RSK40SS	100NB	40NB	3250mm	1200mm -2000mm		10
RSK50SS	"	50NB	"	1200mm -2000mm		10

Includes: Stay, Cap, Post & Stay Connector, Footplate, LokDown Lugs & Stainless Steel Eyebolt Tension Cable

TUBE SOCKET



CODE	LENGTH	NUT	DRIVE	BARCODE	PACK QTY
STS	410mm	19mm (M12)	1/2"		1
STSHD	480mm	"	"		1



QUICK & EASY



Our assemblies require, NO welding and NO drilling

Complete in under 5 minutes

- Tighten the 2 bolts with the StayTight tube spanner and you're done.

100% STEEL - From the post cap down to the footplate!

PREMIUM PINE POST MULTISTAY (<250MM)

	CODE	SUITABLE POST Ø	STAY Ø	LENGTH	FENCE HEIGHT	BARCODE	PACK QTY
	PPSK50	<250mm	50NB	3250mm	1200mm - 2000mm		10

Includes: Stay, Stay Connector, Footplate, & Stainless Steel Eyebolt Tension Cable


TRADITIONAL PINE POST FENCE ENDS WITH A TWIST!

Installing a traditional pine post fence end is labour intensive and back breaking work. The StayTight timber post system can dramatically reduce the effort, but still give you the traditional look.

- 1)** Installing our steel stay is simple—just drill a single 16mm hole, unlike the time-consuming box mitre needed for a pine stay. Then, the capping disc not only finishes the stay neatly but also stops it from pushing through the post. A win-win solution! (pic. 1)
- 2)** The stainless steel tension cable drops straight over pine posts up to 250mm. Meaning, drilling through the post is no longer required which adds life to the post by decreasing the chance of rot. (pic. 2)



TIMBER POST MULTISTAY (<550MM)

	CODE	SUITABLE POST Ø	STAY Ø	LENGTH	FENCE HEIGHT	BARCODE	PACK QTY
	TSK50	<550mm	50NB	3250mm	1200 - 2000mm		10

Includes: Stay, Stay Connector, Footplate, & Double Ended Tension Cable




SCAN HERE
TO WATCH
THE VIDEO



MULTI STAY

1)



2)





Concrete Post?
Use the Pine Post Stay Kit! Drill a 16mm hole.

SCAN HERE
TO WATCH
THE VIDEO



FITTING KITS (BOLT-ON COMPONENTS. NO PIPE INC.)



CODE	SUITABLE POST Ø	SUITABLE STAY Ø	FENCE HEIGHT	BARCODE	PACK QTY
SSFK10040	100NB	40XL-40M NB	1200mm - 2000mm		5
SSFK10050	"	50XL-50M NB	1200mm - 2000mm		5

Includes: Cap, Post & Stay Connector, Footplate & Tension Cable

PREMIUM FITTING KITS (BOLT-ON COMPONENTS. NO PIPE INC.)




CODE	SUITABLE POST Ø	SUITABLE STAY Ø	FENCE HEIGHT	BARCODE	PACK QTY
SSFK8040SS	80NB	40XL-40M NB	1200mm - 2000mm		5
SSFK8050SS	"	50XL-50M NB	1200mm - 2000mm		5
SSFK10040SS	100NB	40XL-40M NB	1200mm - 2000mm		5
SSFK10050SS	"	50XL-50M NB	1200mm - 2000mm		5
SSFK15050SS	150NB	"	1200mm - 2000mm		5

Includes: Cap, Post & Stay Connector, Footplate, LokDown Lugs & Stainless Steel Eyebolt Tension Cable

PREMIUM PINE POST FITTING KITS



CODE	SUITABLE POST Ø	SUITABLE STAY Ø	FENCE HEIGHT	BARCODE	PACK QTY
SSFKPP50	≤250mm	50XL-50M NB	1200mm - 2000mm		5

Includes: Stay Connector, Footplate & Stainless Steel Eyebolt Tension Cable

TIMBER POST FITTING KIT




CODE	SUITABLE POST Ø	SUITABLE STAY Ø	FENCE HEIGHT	BARCODE	PACK QTY
SSFKTP50	<550mm	50XL-50M NB	1200mm - 2000mm		5

Includes: Stay Connector, Footplate & Double-Ended Eyebolt Tension Cable


5 KITS
PER
TUB



LOKDOWN LUGS



$$V = 0.43M^3$$



$$V = 3.4M^3$$

8X MORE GROUND
ANCHORAGE



Patent Protected



Stainless Steel Eyebolt Available



SUITS POSTS
<250MM

8mm Stainless Steel Cable

LONG NUT

Provides twice the thread grip and allows for easier tightening due to the increased surface area.



Optional Slipknot - If adding tension cable to an existing fence, or if shortening the cable.

SCAN HERE
TO WATCH
THE VIDEO



STAYTIGHT



TWIST TIGHT®

POST & STAY CONNECTORS



No Drilling



No Welding



Adjustable



Easy Install



Fast Install



Strong



Anti-Bruise

ADAPT-A FIT TECHNOLOGY - PATENT PROTECTED INNOVATION

The new Adapt-a Fit technology means that our connector tongue can conform to any stay wall. As you insert the connector, depending on the stay wall thickness, the slit will compress to the exact fit. This standardises your operation allowing you to keep your connectors consistent and reliable.



STRONG

The Twist-Tight post and stay connectors have been designed specifically for the demands of farm fences, not lighter duty applications like security fences.

A high tensile (8.8) M12 bolt secures the tongue and clamp onto the post. A bolt is secure, unlike a pre-drilled hole.

The 6mm thick tongue goes 125mm down inside the stay, this significantly increases the strength and effectiveness.


ADJUSTABLE

The Twist-Tight clamp allows for adjustment at any time, unlike alternative options, where the stay has been welded or inserted into pre-drilled holes.

HIGH TENSILE BOLT

High tensile 8.8-grade nut and bolt for strength and to prevent thread stripping.

Patent Protected



TWIST-TIGHT POST & STAY CONNECTORS

CODE	POST Ø	STAY Ø	REQUIRED WALL THICKNESS	BARCODE	PACK QTY
PSC8040	80NB	40XL-40M NB	Extra Light Light Medium		20
PSC8050	"	50XL-50M NB	Extra Light Light Medium		20
PSC10040	100NB	40XL-40M NB	Extra Light Light Medium		20
PSC10050	"	50XL-50M NB	Extra Light Light Medium		20
PSC15040	150NB	40XL-40M NB	Extra Light Light Medium		10
PSC15050	"	50XL-50M NB	Extra Light Light Medium		10

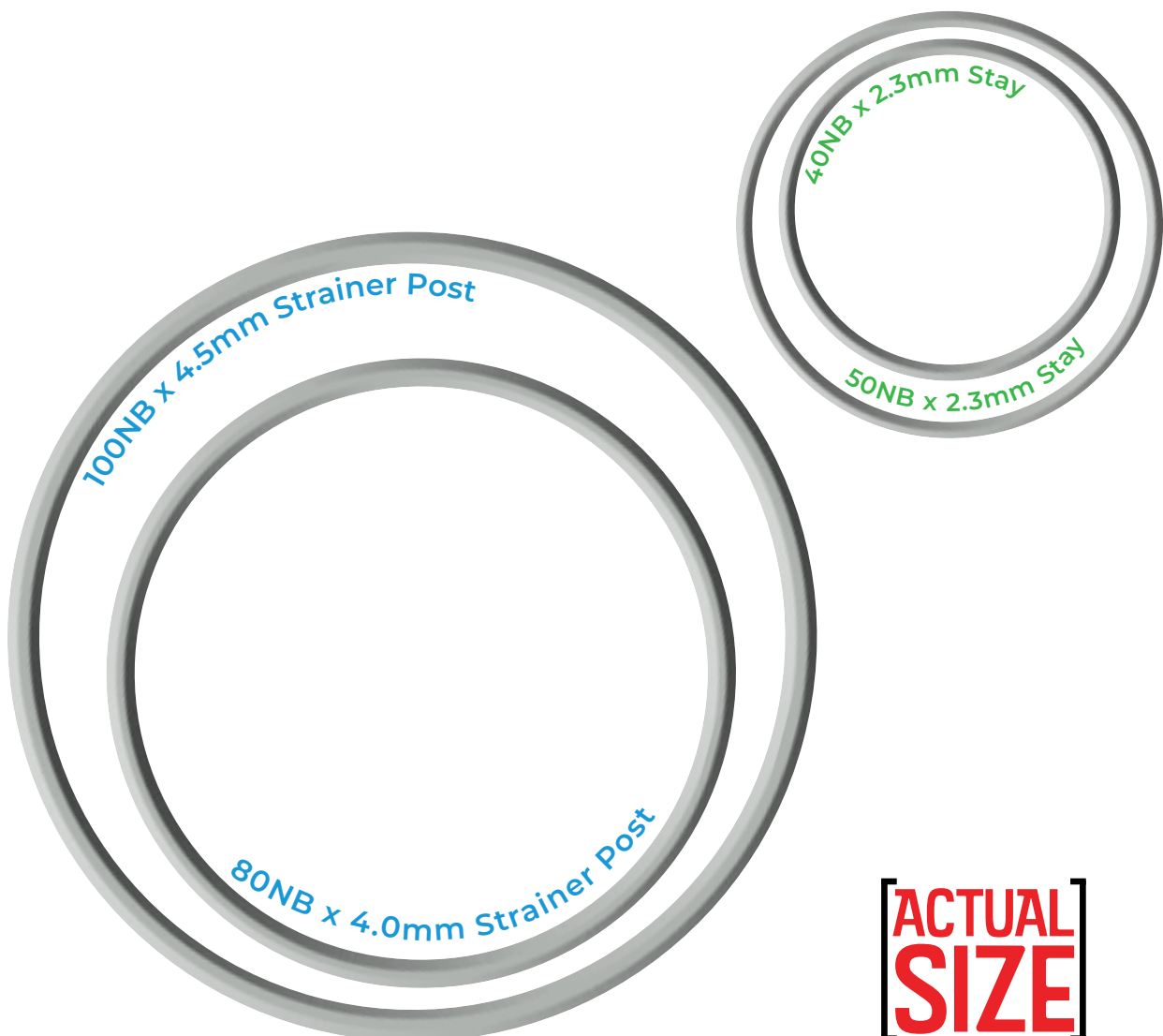


WHAT IS NOMINAL BORE (NB)?

The bore is the hollow section of the pipe. Nominal refers to the approximate measurement of the bore.

There are regulations that govern the outside diameter (O.D) of pipe. So, to allow for different wall thicknesses the inside diameter (I.D) of the pipe has to vary. The outside doesn't change, the inside does...nominal bore.

Pipe was originally measured in inches. 100NB pipe works out to be exactly 4.5 inches (4.5(inches) x 25.4(mm/inch) = 114.3mm). That's why the O.D can't be simple number like 100mm.



**[ACTUAL
SIZE]**

PIPE DIAMETER CHART

NOMINAL BORE (NB)	SECTION	WALL THICKNESS (MM)	OUTSIDE DIAMETER (O.D)
20NB	Extra Light	2.0	27mm
	Light	2.3	
	Medium	2.6	
	Heavy	3.2	
25NB	Extra Light	2.0	34mm
	Light	2.6	
	Medium	3.2	
	Heavy	4.0	
32NB	Extra Light	2.0	42mm
	Light	2.6	
	Medium	3.2	
	Heavy	4.0	
40NB	Extra Light	2.3	48mm
	Light	2.9	
	Medium	3.2	
	Heavy	4.0	
50NB	Extra Light	2.3	60mm
	Light	2.9	
	Medium	3.6	
	Heavy	4.5	
65NB	Extra Light	2.3	76mm
	Light	3.2	
	Medium	3.6	
	Heavy	4.5	
80NB	Extra Light	2.6	89mm
	Light	3.2	
	Medium	4.0	
	Heavy	5.0	
90NB	Extra Light	2.6	102mm
	Light	3.2	
	Medium	4.0	
	Heavy	5.0	
100NB	Extra Light	3.2	114mm
	Light	3.6	
	Medium	4.5	
	Heavy	5.4	
125NB	Extra Light	3.0	140mm
	Light	3.5	
	Medium	5.0	
	Heavy	5.4	
150NB	Extra Light	3.0	165mm
	Light	3.5	
	Medium	5.0	
	Heavy	5.4	



A photograph of a dirt road with deep, dark tire tracks winding through a grassy field. In the foreground, a metal cattle gate is partially open, showing its hinges and locking mechanism. The gate is made of metal rails and a mesh panel. The background shows more of the dirt road and the surrounding grassy area.



RAILTIGHT

Australia's smartest and strongest cattlerail solutions.

Easy to install - No welding, cutting, or grinding required. Sleek, professional designs built to last.

Farm Fences. [Sorted.](#)

RAILTIGHT END BRACKET PAIR

CODE	RAIL SIZE	POST	BARCODE	BOX QTY
CRE11542	115 x 42mm	≥75mm		5
CRER11542 *Radius	115 x 42mm	≥80NB		5



Registered Design


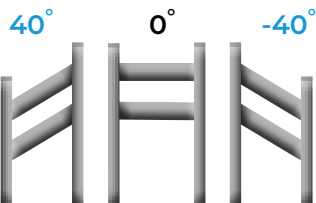
5 MIN INSTALL

Easy and convenient DIY installation.

- No welding
- No cutting and grinding
- No cleaning and painting.

ADJUSTABLE

Unique cutout allowing for 40° adjustment.



Registered Design



Professional
& Top Quality



Anti-Bruise
Finish



DIY - Quick &
Easy




Horse Safe



Hot Dipped
Galvanised

RAIL TIGHT



SCAN HERE
TO WATCH
THE VIDEO





CATTLE RAIL JOINER

CODE	LENGTH	RAIL SIZE	BARCODE	BOX QTY
CRJ11542	200mm	115 x 42mm	 9 348326 006322	10

STRONG

200mm long, over 2x the length of alternative joiners. Ensuring a full strength join.

SEAMLESS

Sleek, seamless join. Leaving a professional and anti-bruise finish.



TEK SCREWS

HD Series 500 deep driller tek screws, providing a secure join. Quick and easy no pre-drilling required.



Professional
& Top Quality



Anti-Bruise
Finish



DIY - Quick &
Easy



Horse Safe



Hot Dipped
Galvanised

RAIL TIGHT



**EXTRA STRONG
300KG+**

SCAN HERE
TO WATCH
THE VIDEO







HINGE SETS

Australia's largest range of rural hinge sets.

There's hinge sets for; steel posts, timber posts, and concrete posts.

With options to; bolt-on, bolt-thru, screw-on, and weld-on.

Farm Fences. **Sorted.**



HINGES

 1800
004
940

SCREW-ON TIMBER POST HINGE SET

CODE	GATE	POST	BARCODE	BOX QTY
FG1	25NB	Any Size	 9 348326 00S035	5



10MM AUGER

For a quick, easy installation, use a HA10165 auger (page 53).

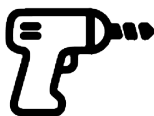
Coach screws are 12mm, the 10mm auger makes it easy to get the screw in, but leaves enough for the screw to grip.




Timber Post



Screw-On



Drill or Post
Borer



10mm Auger
(p53)





Easy Install



Galvanised

SCREW-ON TIMBER POST HINGE SET

CODE	GATE	POST	BARCODE	BOX QTY
FG4	25NB	Any Size		5
FG4R	25NB	Any Size		5

*Radius Saddle

COACH SCREWS


12 x 75mm coach screws. These are 20% stronger than those supplied with other kits on the market.

Use a HA10165 auger (page 53) for a fast, easy, installation.



SLEEK FIT

Radius saddle providing a smooth and sleek fit for round posts.




Timber Post



Screw-On



Drill or Post Borer



10mm Auger (p53)



Easy Install



Galvanised

HINGES



**ROTECH
RURAL
.COM.AU**

TIMBER GATE STRAP AND GUDGEON HINGE

CODE	GATE	POST Ø	THREAD Ø	BARCODE	BOX QTY
FG7450	Timber Gate	<410mm	20mm		5

ADJUSTABLE

Adjustable once installed.
Fits posts up to 410mm.

HEAVY DUTY

Heavy duty 20mm thick
thread. Suitable for up to
800kg gate weight.

450mm



ANTI-SAG

Large 50mm Ø washers ensure
the hinge won't pull through
the post, and prevent the gate
sagging as the post ages.




FLEXIBLE

Fits all timber gates, with
over 180 opening angle.

**SCAN HERE
TO WATCH
THE VIDEO**



Timber Post



Bolt-Thru



Drill or Post
Borer



Anti-Bruise



Adjustable
In & Out



Fast Install



Galvanised

BOLT-THRU TIMBER POST HINGE SET

CODE	GATE	POST	BARCODE	BOX QTY
FG2	25NB	<350mm	 3 48326 003482	5




FASTFIT


Top hinge features a top saddle and backing plate that comes with threads pre-pressed in.

This allows for a fast and easy install: Lift the gate up, place the saddle over, and then tighten the nuts. **Only 2 holes need to be drilled = Half the Holes = Fast Install.**

Once the gate is on, there is no way the hinge can twist, eliminating the need for the anti-twist bars.



Patent Protected



18mm

ACME THREAD

ACME thread is stronger and wider than standard threads.

The wide thread allows the nut to travel further per revolution compared to traditional threads. The trapezoidal shape gives it strength, meaning stripping is eliminated.

GET IT LOW

The design allows the gate to swing very low to the ground without having to drill the post hole low.

SCAN HERE
TO WATCH
THE VIDEO




Timber Post



Bolt-Thru



Drill or Post
Borer



22mm
Auger (p53)



Adjustable
In & Out



Fast Install







Galvanised


HINGES



1800
004
940

BOLT-THRU TIMBER POST HINGE SETS

CODE	GATE	POST Ø	THREAD Ø	BARCODE	BOX QTY
FG3E27525	25NB	<225mm	16mm		5
FG3E40025	"	<350mm	"		5
FG340025	"	"	20mm		5
FG345032	32NB	<400mm	"		5



STRONG


**Longest Gudgeon - 72mm
Large 50mm washers.**

Making the gate stronger and sturdier. Preventing livestock from knocking the gate off the hinge.


HEAVY DUTY


20mm thread - 25% more steel then alternatives.

Big livestock or big gates? This gate kit is the most secure and long-lasting.



BOLT-THRU LOW-LOC TIMBER POST HINGE SET

CODE	GATE	POST Ø	THREAD Ø	BARCODE	BOX QTY
FG3LL400	25NB	<350mm	16mm		5




LOW LOC

The Low-Loc (east-west) design enables you to get your gate close to the ground. This helps keep stock in and predators out.

SCAN HERE
TO WATCH
THE VIDEO




Timber Post



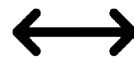
Bolt-Thru



Drill or Post
Borer



18mm Auger
(p53)



Adjustable
In & Out



Large 50mm
Washers







Galvanised

HINGES



ROTECH
RURAL
.COM.AU

BOLT-ON ADJUSTABLE ROUND POST HINGE SET

CODE	GATE	POST	BARCODE	BOX QTY
FG6080	25NB	80NB		5
FG6100	"	100NB		5
FG610032	32NB	"		5
FG6150	25NB	150NB		5

SIMPLE

The FG6 can be installed in minutes, with no welding or drilling. All you need is a shifter.

Because this is a bolt-on gate kit, it can be taken off, adjusted, turned around, moved up or down at any time, easily.

ANTI-BRUISE

The interlocking design of the FG6 is smooth, with no protrusions. It's one less thing that could cause damage to your valuable stock.



Steel Post



Bolt-On



No Power
Needed



19mm Socket
or Spanner



Adjustable
All Directions



Anti-Bruise
Design



Galvanised

STRONG

There are tens of thousands of FG6's all around Australia, all doing one thing really well. Smoothly swinging gates.

They do this effortlessly, thanks to their unique design and the 20% extra body strength they have over alternative kits.

The 8.8 high tensile bolts ensure threads won't be stripped.

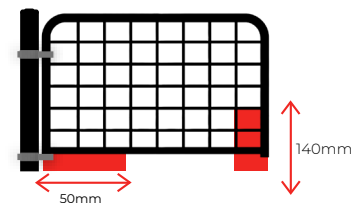
SCAN HERE
TO WATCH
THE VIDEO



ADJUSTABLE



The pin can be adjusted and locked in 1 of 3 pre-set locations with the lockable washer.

50mm of horizontal pin adjustment = 140mm of vertical movement at gate end (12ft).



LOCKABLE WASHER

Our patent-protected lockable washer, locks the gudgeon pin into place, ensuring the gate won't sag over time. This makes it the strongest adjustable pin on the market.

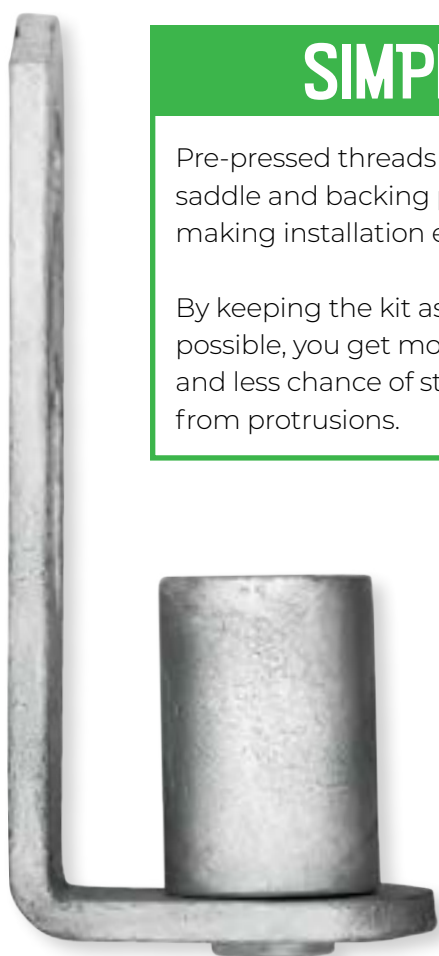


HINGES



WELD/SCREW-ON TOP SADDLE BACKING PLATE HINGE SET

CODE	GATE	POST Ø	BARCODE	BOX QTY
FG11	25NB	Any Size	 9 348326 004908	5



SIMPLE

Pre-pressed threads lock the top saddle and backing plate in place, making installation easy.

By keeping the kit as compact as possible, you get more strength and less chance of stock damage from protrusions.




Patent Protected



Steel Post




Weld/Screw
On



Welder
Or Drill



Not
Adjustable




Suits Various
Size Posts



Galvanised

WELD-ON U TYPE HINGE SET

CODE	GATE	POST	BARCODE	BOX QTY
FG10	25NB	Any Size	 9 348326 004144	5

SECURE & SIMPLE

If security is a concern, this is the hinge set for you. Once this hinge is welded onto the post, the gate isn't going anywhere.

For a very affordable price, you get a simple, versatile, and robust hinge set. Peace of mind doesn't need to come with a premium.



Steel Post



Weld-On



Welder
Required



Not
Adjustable



Suits All Post
Shapes



Zinc Plated

HINGES



WELD-ON HINGE HINGE SET (2 X PIN & SOCKET)

CODE	PIN	HEIGHT	BARCODE	BOX QTY
FG16	16mm	95mm	 9 348326 005608	25
FG20	20mm	115mm	 9 348326 005585	12
FG27	27mm	150mm	 9 348326 005974	6



Strong



Long Life



Extra wear
resistance



Suits all post
shapes



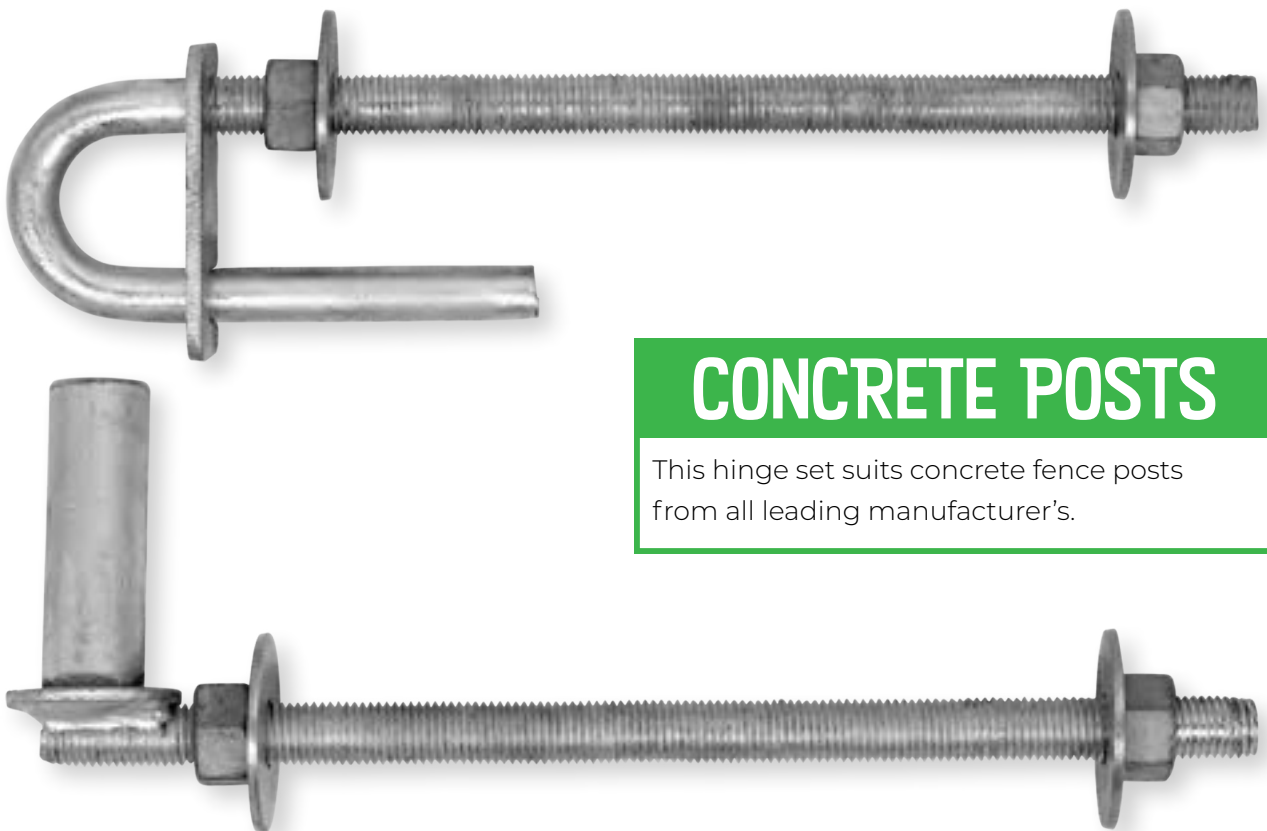
Weld On



Zinc Plated

BOLT-THRU CONCRETE POST HINGE SET

CODE	GATE	POST	BARCODE	BOX QTY
FG9	25NB	<250mm	 9 348326 004809	5



CONCRETE POSTS

This hinge set suits concrete fence posts from all leading manufacturer's.



Concrete Post



Bolt-Thru



No Power Needed



Adjustable In & Out



Large 50mm Washers



Galvanised





LATCHES

Australia's largest range of rural latches.

There's latches for steel posts, timber posts, and concrete posts.

With options to; bolt-on, bolt-thru, screw-on, screw-in, and weld-on.

Farm Fences. **Sorted.**

LATCHES



1800
004
940

HOOK LATCHES



CODE	CHAIN LENGTH	LATCH TYPE	INCLUDES	BARCODE	BOX QTY
CL350	350mm		1 Hook Latch		5
CL500	500mm		1 Hook Latch		5
CL500S	"		1 Spring Hook Latch		5
CL700	700mm		1 Hook Latch		5
CL700S	"		1 Spring Hook Latch		5

HOOK LATCHES WITH STAPLES



CODE	CHAIN LENGTH	LATCH TYPE	SUITABLE POST	INCLUDES	BARCODE	BOX QTY
CLS500	500mm		Timber	1 Hook Latch, 2 Staples		5
CLS500S	"		"	1 Spring Hook Latch, 2 Staples		5
CLS700	700mm		"	1 Hook Latch, 2 Staples		5
CLS700S	"		"	1 Spring Hook Latch, 2 Staples		5

SCREW-ON HOOK LATCH KITS



CODE	CHAIN LENGTH	LATCH TYPE	SUITABLE POST	INCLUDES	BARCODE	BOX QTY
SCLK350	350mm		Steel	1 Hook Latch, 1 Ring, 1 Saddle, 4 Screws		5
SCLK500S	500mm		Steel	1 Spring Hook Latch, 1 Ring, 1 Saddle, 4 Screws		5

WELD-ON HOOK LATCH KITS





CODE	CHAIN LENGTH	LATCH TYPE	SUITABLE POST	INCLUDES	BARCODE	BOX QTY
WCLK350	350mm		Steel	1 Hook Latch, 1 Ring, 1 Saddle		5
WCLK500S	500mm		Steel	1 Spring Hook Latch, 1 Ring, 1 Saddle		5

SCREW-IN RING LATCH

CODE	CHAIN LENGTH	LATCH TYPE	SUITABLE POST	INCLUDES	BARCODE	BOX QTY
SCLR350	350mm		Timber	1 Hook Latch, 1 Ring Screw		5
SCLR350S	500mm		Timber	1 Spring Hook Latch, 1 Ring Screw		5





SCREW-IN KNOB LATCH

CODE	CHAIN LENGTH	LATCH TYPE	SUITABLE POST	INCLUDES	BARCODE	BOX QTY
KL350	350mm		Timber	1 Knob Latch, 1 Screw		5





SCREW-IN OVAL RING LATCH

CODE	CHAIN LENGTH	LATCH TYPE	SUITABLE POST	INCLUDES	BARCODE	BOX QTY
ORL350	350mm		Timber	1 Oval Latch, 1 Screw		5





SCREW-ON OVAL RING LATCH KIT

CODE	CHAIN LENGTH	LATCH TYPE	SUITABLE POST	INCLUDES	BARCODE	BOX QTY
SORL350	350mm		Steel	1 Oval Latch, 1 Saddle, 6 Screws		5







WELD-ON OVAL RING LATCH KIT

CODE	CHAIN LENGTH	LATCH TYPE	SUITABLE POST	INCLUDES	BARCODE	BOX QTY
WORL350	350mm		Steel	1 Oval Latch, 1 Saddle		5



CONCRETE POST LATCH

CODE	CHAIN LENGTH	LATCH TYPE	SUITABLE POST	INCLUDES	BARCODE	BOX QTY
BTCL500	500mm		Concrete	1 Hook Latch, 1 Eye Bolt		5
BTSC500	"		Concrete	1 Spring Hook Latch, 1 Eye Bolt		5













LATCHES




BOLT-ON HOOK LATCH KITS



CODE	CHAIN LENGTH	SUITABLE GATE Ø	LATCH TYPE	INCLUDES	BARCODE	BOX QTY
BCL500	500mm	25NB		1 Gate Clamp 1 Hook Latch		5
BSCL500	"	"		1 Gate Clamp 1 Spring Hook Latch		5
BCL700	700mm	"		1 Gate Clamp 1 Hook Latch		5
BCL70032	"	32NB		1 Gate Clamp 1 Hook Latch		5
BSCL700	"	25NB		1 Gate Clamp 1 Spring Hook Latch		5







BOLT-ON PIN LATCH KITS



CODE	CHAIN LENGTH	SUITABLE GATE Ø	LATCH TYPE	INCLUDES	BARCODE	BOX QTY
BPL500	550mm	25NB		1 Gate Clamp 1 Pin Latch		5

BOLT-ON OVAL RING LATCH KITS



CODE	CHAIN LENGTH	SUITABLE GATE Ø	LATCH TYPE	INCLUDES	BARCODE	BOX QTY
BORL500	500mm	25NB		1 Gate Clamp 1 Ring Latch		5
BORL500HD	"	"		1 Gate Clamp 1 Ring Latch		5
BORL50032	"	32NB		1 Gate Clamp 1 Ring Latch		5

SMOOTH FRONT EDGE

When the latch is mounted, the hook is inside the gate, not protruding out from the gate frame.

ADJUSTABLE

Our longer chain allows for adjustment as the gate way openings may increase over time.

VERSATILE

With our 700mm long chains you can use the same latch to go around the post, for double gates, and three-way gates.

NO SWINGING

Attach our latch to your gate then latch it to your fence when opening it and stop swinging.

WANT TO **STAND** OUT?



ENQUIRE ABOUT OUR DISPLAY OPTIONS.
CALL **1800 004 940**



A scenic landscape at sunset. In the foreground, there is a lush green field with tall grass. A dirt road curves through the middle ground, bordered by a fence and trees. The background shows rolling hills under a dramatic sky with orange and red clouds from the setting sun.

FENCE FITTINGS & ACCESSORIES

A comprehensive range of latches, gudgeons, top saddles, saddle attachments, and hardwood augers.

Farm Fences. Sorted.

FENCE FITTINGS & ACCESSORIES



1800
004
940

TWO WAY CATCHES




CODE	GATE	BASE SIZE (W X L)	FINISH	BARCODE	BOX QTY
TWC20	20/25NB	78 x 108mm	Zinc Plated		10

TWC25	25/32NB	94 x 118mm	Zinc Plated		10
-------	---------	------------	-------------	---	----

PAD BOLTS




CODE	OVERALL LENGTH	PIN STICK OUT	FINISH	BARCODE	BOX QTY
PB150	150mm	60mm	Zinc Plated		10

PB200	200mm	60mm	Zinc Plated		10
-------	-------	------	-------------	--	----


LOCKABLE GATE DROP BOLT



CODE	OVERALL LENGTH	PIN Ø	FINISH	BARCODE	BOX QTY
GDB400	400mm	12mm	Galvanised		10


DOUBLE GATE BOW



CODE	GATE	INCLUDES	FINISH	BARCODE	BOX QTY
GB25	25NB	1 Gate Bow 1 Bolt & Nut	Galvanised		20


BOLT-ON GUDGEON (WITH BUSH)




CODE	GATE	PIN Ø	FINISH	BARCODE	BOX QTY
BOG25	25NB	18mm	Galvanised		25

BOLT-ON BOTTOM PINS




CODE	GATE	PIN Ø	FINISH	BARCODE	BOX QTY
BOBP20	20NB	20mm	Galvanised		50




BOBP25	25NB	27mm	Galvanised		50
--------	------	------	------------	---	----

BOBP32	32NB	32mm	Galvanised		20
--------	------	------	------------	---	----

BOLT THROUGH STRAP & GUDGEON



CODE	POST	HOLE Ø	FINISH	BARCODE	BOX QTY
TG450	≤380mm	22mm	Galvanised		10



CODE	LENGTH	BOLT	PIN Ø	FINISH	BARCODE	BOX QTY
THS450	450mm	M10	20mm	Galvanised		10
THS600	600mm	M10	20mm	Galvanised		5
THS900	900mm	M10	20mm	Galvanised		5





LONG PLATE GUDGEONS (WELD/SCREW-ON)

CODE	GATE	PIN Ø	FINISH	BARCODE	BOX QTY
WOG20L	20NB	20mm	Galvanised		50
WOG25L	25NB	27mm	Galvanised		50



WELD-ON U-TYPE SADDLE & PIN

CODE	GATE	PIN Ø	FINISH	BARCODE	BOX QTY
UTS25	25NB	-	Zinc Plated		25
UWOBP25	25NB	27mm	Zinc Plated		25



SCREW-IN/DRIVE-IN GUDGEON

CODE	GATE	PIN Ø	FINISH	BARCODE	BOX QTY
SDG25	25NB	27mm	Galvanised		25




SCREW-IN RING

CODE	THREAD Ø	FINISH	BARCODE	BOX QTY
SR12G	12mm	Galvanised		50



HEAVY DUTY STAPLE

CODE	MATERIAL	LENGTH	FINISH	BARCODE	BOX QTY
ST	8mm	105mm	Galvanised		25



FENCE FITTINGS & ACCESSORIES



Patent Protected

TOP SADDLE & BACKING PLATE KIT

CODE	GATE	INCLUDES	BARCODE	BOX QTY
TSBP25HD	25NB	1 Top Saddle 1 Backing Plate 2 Bolts & Nuts		25

TOP SADDLES

CODE	GATE	SUITS	FINISH	BARCODE	BOX QTY
TS20HD	20NB	SA20	Galvanised		50
TS25HD	25NB	SA25	Galvanised		50
TSR25HD *Raidus Saddle	"	"	Galvanised		50
TS32HD	32NB	SA32	Galvanised		20
TS40HD	40NB	-	Galvanised		20
TS50HD	50NB	-	Galvanised		20

SADDLE ATTACHMENTS

CODE	GATE	SUITS	FINISH	BARCODE	BOX QTY
SA20	20NB	TS20HD	Galvanised		50
SA25	25NB	TS25HD	Galvanised		50
SA32	32NB	TS32HD	Galvanised		20

WELD-ON/SCREW-ON CHAIN/WIRE RETAINER CLIP

CODE	WIRE	MATERIAL	FINISH	BARCODE	BOX QTY
CRC	≤5mm	5mm	Zinc		50



HARDWOOD AUGERS

CODE	AUGER Ø	OVERALL LENGTH	CUTTER TYPE	BARCODE	BOX QTY
HA10165	10mm	165mm	Quad	9 348326 005424	5
HA10450	"	450mm	Single	9 348326 003703	5
HA11450	11mm	"	"	9 348326 003710	5
HA12450	12mm	"	"	9 348326 003727	5
HA13450	13mm	"	"	9 348326 003734	5
HA14450	14mm	"	"	9 348326 003741	5
HA16450	16mm	"	Dual	9 348326 003758	5
HA18450	18mm	"	"	9 348326 003765	5
HA19450	19mm	"	"	9 348326 003772	5
HA22450	22mm	"	"	9 348326 003789	5
HA25450	25mm	"	"	9 348326 003796	5
HA29450	29mm	"	"	9 348326 003802	5
HA32450	32mm	"	"	9 348326 003919	5

DUAL CUTTERS

**DUAL CUTTERS
PROVEN TO
LAST 2-3X
LONGER**

HIGH STRENGTH CHROMIUM ALLOY

10x Stronger than Augers made from high carbon steel.

AMAZING FEED RATE

Drills 400mm in a single pass without clogging, in dry timber.

DUAL CUTTING POWER

The dual cutting tip on our 16mm and larger Augers significantly increases the cutting speed and keeps the edges sharp longer.

EASY TIP SHARPENING

With a round or half-round file, like traditional augers.



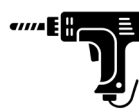
Heavy
Duty



Battery
Drill



Hydraulic
Drill



Petrol
Drill



Standard
Chuck System



Timber
Post



An aerial photograph of a circular stockyard constructed from metal fencing, situated in a grassy field. The stockyard is divided into several sections by gates. In the background, there are rolling green hills, scattered trees, and a cloudy sky. A white text box is overlaid on the right side of the image, containing the title and a description of the fittings.

STOCKYARD FITTINGS

An essential range of weld-on hinges, latches, catches, cleats, drop pins, and castor wheels.





STOCKYARD FITTINGS



ROTECH
RURAL
.COM.AU

WELD-ON HINGES



CODE	PIN Ø	HEIGHT	BARCODE	BOX QTY
WOH12	12mm	75mm		50
WOH16	16mm	95mm		50
WOH20	20mm	115mm		24
WOH27	27mm	150mm		12



BULLET HINGES - BRASS PIN




CODE	PIN Ø	LENGTH	GREASE NIPPLE	BARCODE	BOX QTY
BHBP080	8mm	80mm	No		10
BHBPG080	"	"	Yes		10
BHBP100	10mm	100mm	No		10
BHBPG100	"	"	Yes		10

BALL BEARING HINGES (PAIR)





CODE	SIZE (W X H)	POSITION	TYPE	BARCODE	BOX QTY
BBHBL	105 x 85mm	Left	Bolt-On		10
BBHBR	105 x 85mm	Right	Bolt-On		10


BUTT HINGES (PAIR)





CODE	HEIGHT	WIDTH (OPEN)	FINISH	BARCODE	BOX QTY
BH10075	100mm	75mm	Zinc		10
BH100100	100mm	100mm	Zinc		10

ANTI-LOOSE LATCHES

CODE	PIN Ø	OPEN LENGTH	LATCH WIDTH	BARCODE	BOX QTY
ALWL08	8mm	67mm	14mm		10
ALWL12	12mm	91mm	20mm		10






OVER-CENTRE LATCHES

CODE	SIZE	MIN-MAX LENGTH	FINISH	BARCODE	BOX QTY
OCLS	Small	83 - 90mm	Zinc		10
OCLM	Medium	106 - 122mm	Zinc		10
OCLL	Large	145 - 165mm	Zinc		10



SPRING BOLTS - ZINC PLATED

CODE	PIN Ø	PIN STICK OUT	TOTAL LENGTH	POSITION	BARCODE	BOX QTY
LDSB9.5	9.5mm	30mm	130mm	Left or Right		10
LDSB12	12mm	28mm	166mm	Left or Right		10







14MM CAM LATCH - ZINC PLATED

CODE	PIN STICK OUT	OVERALL LENGTH	HANDLE	POSITION	BARCODE	BOX QTY
ECL14	100mm	250mm	Enclosed	Left or Right		10



20MM CAM LATCH - ZINC PLATED

CODE	PIN STICK OUT	OVERALL LENGTH	HANDLE	POSITION	BARCODE	BOX QTY
CL20S	50mm	220mm	Open	Left or Right		10
CL20L	100mm	270mm	Open	"		10
ECL20L	"	"	Enclosed	"		10




STOCKYARD FITTINGS



1800
004
940


T HANDLE CAM LATCH - ZINC PLATED



CODE	PIN STICK OUT	OVERALL LENGTH	HANDLE	POSITION	BARCODE	BOX QTY
TCL25	50mm	300mm	25mm T Handle	Multi-Positional		10

STRIKER PLATES - ZINC PLATED





CODE	LATCH	SIZE (W X H)	DIRECTION	BARCODE	BOX QTY
SP14	14mm	78 x 50mm	Single		10



DSSP14	14mm	68 x 50mm	Double		10
--------	------	-----------	--------	---	----

SP20	20mm	105 x 65mm	Single		10
------	------	------------	--------	---	----

DSSP20	20mm	75 x 75mm	Double		10
--------	------	-----------	--------	---	----

SP25	25mm	100 x 75mm	Single		10
------	------	------------	--------	---	----


20MM ANTI-RATTLE STRIKER PLATE



CODE	LATCH	SIZE (W X H)	DIRECTION	BARCODE	BOX QTY
ARS20	20mm	70 x 65 mm	Single		10

PANEL CLIPS - ZINC PLATED



CODE	WIDTH	MATERIAL	PIN Ø	BARCODE	BOX QTY
CP40ZP	40mm	6mm	16mm		50


LP40ZP	"	6mm	"		50
--------	---	-----	---	---	----



CP50ZP	50mm	5mm	"		50
--------	------	-----	---	---	----


LP50ZP	"	5mm	"		50
--------	---	-----	---	---	----

PANEL FOOT PLATE - ZINC PLATED

CODE	WIDTH	HEIGHT	MATERIAL	PIN Ø	BARCODE	BOX QTY
FP50ZP	50mm	110mm	5mm	16mm		50




DROP PIN

CODE	PIN Ø	LENGTH	FINISH	BARCODE	BOX QTY
DP16200G	16mm	200mm	Galvanised		50



PANEL CLIP AND YARD PIN

CODE	WIDTH	HEIGHT	PIN Ø	LENGTH	BARCODE	BOX QTY
PCYC40	40mm	100mm	12mm	175mm		50



SLIDING GATE CASTOR WHEEL

CODE	WHEEL Ø	AXLE Ø	MATERIAL	BARCODE	BOX QTY
SGC75	75mm	12.5mm	Acetal		50




WELD-ON CHAIN CATCHES - ZINC PLATED

CODE	CHAIN SIZE	HEIGHT	WIDTH	THICKNESS	BARCODE	BOX QTY
CCLD6ZP	6mm	50mm	65mm	5mm		25
CCHD8ZP	8mm	75mm	100mm	8mm		25



SHEEP YARD PANEL CLIP - ZINC PLATED

CODE	WIDTH	HEIGHT	MATERIAL	PIN Ø	BARCODE	BOX QTY
SYP30RZP	30mm	12mm	6mm	12mm		100



*All products are individually barcoded





POST CAPS

A comprehensive range of square, round, and cattle rail post caps.

POST CAPS



SQUARE POST CAPS



CODE	LENGTH	WIDTH	FINISH	BARCODE	BOX QTY
PC025	25mm		Galvabond		200
PC030	30mm		Galvabond		200
PC035	35mm		Galvabond		200
PC040	40mm		Galvabond		200
PC050	50mm		Galvabond		200
PC065	65mm		Galvabond		50
PC075	75mm		Galvabond		50
PC090	90mm		Galvabond		40
PC100	100mm		Galvabond		40
PC125	125mm		Galvabond		30
PC150	150mm		Galvabond		20

CATTLE RAIL POST CAP



CODE	LENGTH	WIDTH	FINISH	BARCODE	BOX QTY
CRC11542	115mm	42mm	Galvabond		40

ROUND POST CAPS

CODE	SUIT	POST O.D	FINISH	BARCODE	BOX QTY
RPC025	25NB	34mm	Galvabond		200
RPC032	32NB	42mm	Galvabond		200
RPC040	40NB	48mm	Galvabond		200
RPC050	50NB	60mm	Galvabond		200
RPC065	65NB	76mm	Galvabond		50
RPC080	80NB	89mm	Galvabond		50
RPC090	90NB	102mm	Galvabond		40
RPC100	100NB	114mm	Galvabond		40
RPC125	125NB	140mm	Galvabond		30
RPC150	150NB	165mm	Galvabond		20



*All products are individually barcoded



A close-up photograph of a metal chain link, showing the texture and curvature of the metal. The background is a blurred green, suggesting an outdoor setting. The chain link is the central focus, with its metallic surface reflecting light.

CHAIN & ACCESSORIES

An essential range of galvanised and zinc chain, d-shackles, spring hooks, and snap hooks.

CHAIN & ACCESSORIES





GALVANISED CHAIN







CODE	CHAIN Ø	LINK SIZE (W X H)	KG/BUCKET	APPROX METRES	BARCODE
GC0325	3mm	12 x 22mm	25kg	125m	
GC0425	4mm	14 x 26mm	25kg	76m	
GC0525	5mm	17 x 29mm	25kg	49m	
GC0625	6mm	21 x 34mm	25kg	30m	
GC0825	8mm	27 x 42mm	25kg	19m	
GC1025	10mm	32 x 50mm	25kg	12m	
GC1325	13mm	46 x 65mm	25kg	7m	

ZINC PLATED CHAIN



CODE	CHAIN Ø	LINK SIZE (W X H)	KG/BUCKET	APPROX METRES	BARCODE
ZC0625	6mm	21 x 34mm	25kg	30m	
ZC0825	8mm	27 x 42mm	25kg	19m	

D SHACKLES - GALVANISED

CODE	SHACKLE Ø	PIN Ø	INTERNAL WIDTH	BARCODE	BOX QTY
DS05G	5mm	7mm	11mm		10
DS06G	6mm	7mm	13mm		10
DS08G	8mm	9mm	18mm		10
DS10G	10mm	11mm	19mm		10
DS13G	13mm	15mm	29mm		10





LOAD RATED D SHACKLES - GALVANISED

CODE	SHACKLE Ø	PIN Ø	INT. WIDTH	LOAD LIMIT	BARCODE	BOX QTY
DS06R	6mm	8mm	12mm	500kg		10
DS08R	8mm	10mm	13mm	750kg		10
DS10R	10mm	11mm	17mm	1t		10
DS13R	13mm	16mm	21mm	2t		10
DS16R	16mm	19mm	27mm	3.2t		10
DS19R	19mm	22mm	32mm	4.7t		10



QUICK LINK JOINERS

CODE	LINK Ø	SIZE (W X H)	OPENING	BARCODE	BOX QTY
QL03	3.5mm	18 x 37mm	5mm		10
QL06	6mm	27 x 58mm	8mm		10
QL08	8mm	34 x 72mm	9mm		10



CHAIN & ACCESSORIES



SNAP HOOKS (CARABINERS)



CODE	HOOK Ø	HEIGHT	OPENING	BARCODE	BOX QTY
SH04	4mm	40mm	5mm		10
SH05	5mm	50mm	7mm		10
SH06	6mm	60mm	9mm		10
SH08	8mm	80mm	10mm		10
SH10	10mm	100mm	14mm		10

SWIVEL EYE SPRING HOOKS



CODE	INT. EYE WIDTH	HEIGHT	HOOK OPENING	FINISH	BARCODE	BOX QTY
SESH12NP	12mm	76mm	7mm	Nickel Plated		10
SESH20NP	20mm	83mm	7mm	Nickel Plated		10
SESH25NP	25mm	89mm	7mm	Nickel Plated		10
SESH12SS	12mm	88mm	12mm	Stainless Steel		10
SESH19SS	20mm	93mm	12mm	Stainless Steel		10
SESH25SS	25mm	98mm	12mm	Stainless Steel		10

*All products are individually barcoded

WANT TO **STAND** OUT?



ENQUIRE ABOUT OUR DISPLAY OPTIONS.
CALL **1800 004 940**

HEAR FROM OUR CUSTOMERS

"I had a fence to build in a very rocky steep terrain. The End Assembly kit made the job a breeze, no machinery was required which was also a big saving. I'm not a professional and on steep ground I could have an end assembly completed in 15 minutes. I was very impressed with the product."

CHARLES HOP - LISMORE, NSW

"I used the 22mm auger bit from Rotech Rural and it went through a 200mm square Ironbark post with ease. It was beautiful to use. I use a cordless drill and had no issues with it whatsoever. I've used a lot of bits in my time, and Rotech's are the most impressive I've ever used."

DARREN, DARREN SKEWIS FENCING - BEAUDESERT, QLD

"I like the simplicity of using the Rotech products, because you do not need any welders or many power tools. Just nice and easy and can be taken away if fence is not needed."

JARROD ANDREWS - DENILIQIN, NSW



*Pictured Slim, Horsham VIC

INDEX



**ROTECH
RURAL
.COM.AU**

A

Anti-Loose Latches	59
Anti-Rattle Striker Plate	60
Auger Bits	55

B

Ball Bearing Hinges	58
Bolt-On Bottom Pins	53
Bolt-On Chain Latch Kits	48
Bolt-On Hinge Set	38-39
Bolt-On Gudgeons	52
Bolt-Thru Hinge Sets	34-36
Bolt-Thru Strap & Gudgeon	53
Bullet Hinges	59
Butt Hinges	59

C

Cam Latches	60
Cattle Rail Joiner (RailTight)	28
Cattle Rail Post Cap	64
Chain	68
Chain Catches	61
Chain Latches	46-48
- Bolt-On Hook Latches	48
- Bolt-On Oval Ring Latches	48
- Bolt-On Pin Latch	48
- Concrete Post Latch	47
- Hook Latches	46
- Screw-In Knob Latch	47
- Screw-In Oval Ring Latch	47
- Screw-In Ring Latch	47
- Screw-On Hook Latches	46
- Screw-On Oval Ring Latch	47
- Spring Hook Latches	46
- Weld-On Oval Ring Latch	47
- Weld-On Hook Latches	46
Cleats (40 & 50mm)	61
Concrete-In End Assembly Kits	12
Concrete-In Post	14
Concrete Post Hinge Set	43

D

D Shackles	69
Drivable End Assembly Kit	12
Drivable Posts	14
DRIVE-TIGHT End Assembly Kits	6
DRIVE-TIGHT Post Driver	8
DRIVE-TIGHT Posts	8
Drop Pin	61

E

End Brackets (RailTight)	26
--------------------------	----

F

Fitting Kits (StayTight)	18
--------------------------	----

G

Galvanised Chain	68
Gate Bow	52
Gate Castor	61
Gate Drop Bolt	52
Gudgeons	52 - 53

H

Hardwood Augers	55
Hinges	
- Ball Bearing Hinges	58
- Bolt-On Bottom Pin	53

- Bolt-On Bottom Pins	53
- Bolt-On Gudgeon	52
- Bolt-On Steel Post Hinge Set	38-39
- Bolt-Thru Concrete Post Hinge Set	43
- Bolt-Thru Strap & Gudgeon	53
- Bolt-Thru Timber Post Hinge Sets	34-37
- Bullet Hinges	58
- Butt Hinges	59
- Long Plate Gudgeons	53
- Saddle Attachments	54
- Saddles	54
- Screw-In Gudgeon	53
- Screw-On Hinge Set	40
- Screw-On Timber Post Hinge Sets	32-33
- Weld-On Hinges	58
- Weld-On Hinge Set	42
- Weld-On U-Type Saddle & Pin	53
- Weld-On U-Type Hinge Set	41
Hook Latches	46

K

Knob Latch	47
------------	----

L

Latches	
- Anti-Loose Latches	59
- Over-Centre Latches	59
- Cam Latches	60
- Bolt-On Hook Latches	48
- Bolt-On Oval Ring Latches	48
- Bolt-On Pin Latch	48
- Cam Latches	60
- Concrete Post Latch	47
- Double Gate Bow	52
- Hook Latches	46
- Pad Bolts	52
- Screw-In Knob Latch	47
- Screw-In Oval Ring Latch	47
- Screw-In Ring Latch	47
- Screw-On Hook Latches	46
- Screw-On Oval Ring Latch	47
- Spring Bolts	59
- Spring Hook Latches	46
- Two Way Catches	53
- Weld-On Chain Catches	61
- Weld-On Hook Latches	46
- Weld-On Oval Ring Latch	47
Lockable Gate Drop Bolt	52
LokDown Lugs	14
Long Plate Gudgeons	53

O

Over Centre Latches	59
Oval Ring Latch	47

P

Pad Bolts	52
Panel Clips	61
Pin Latch (Bolt-On)	48
Pine Post End Assemblies	16
Pipe Diameter Chart	23
Post Caps	64-65

U

U-Type Hinge	41
--------------	----

Q

Quick Link Joiners	69
--------------------	----

R

Rated "D" Shackles	69
RailTight End Bracket Pair	26
RailTight Cattle Rail Joiner	28
Ring Latches	47
Round Post Caps	65
Round Post Hinge Set	38-39
Round Post Fence Ends	6-19
Round Top Saddle	54

S

Saddle Attachments	54
Saddles	54
Screw-In Gudgeon	53
Screw-On Hinge Set	40
Screw-On Timber Post Hinge Sets	32-33
Screw-In Knob Latch	47
Screw-In Oval Ring Latch	47
Screw-In Ring Latch	47
Screw-On Hook Latches	46
Screw-On Oval Ring Latch	47
Sliding Gate Castor Wheel	61
Snap Hooks	70
Spring Bolts	59
Spring Hook Latches	46
Square Post Caps	64
StayTight	6-23
- Concrete-In End Assembly Kits	12
- Concrete-In Posts	14
- DRIVE-TIGHT End Assembly Kits	6
- DRIVE-TIGHT Exclusion Kits	6
- DRIVE-TIGHT Post Driver	8
- DRIVE-TIGHT Posts	8
- Drivable End Assembly Kits	12
- Drivable Exclusion Kits	12
- Drivable Posts	14
- Fitting Kits	18
- LokDown Lugs	14
- MULTI-STAY Kits	18
- Pine Post End Assembly Kit	16
- Timber Post End Assembly Kit	16
- Tension Assembly	14
- Tube Sockets	14
- TWIST-TIGHT Connectors	21
Staple	46
Striker Plates	60
Swivel Eye Spring Hooks	70

T


Tension Assembly	14
Testimonials	72
Timber Post Hinge Sets	34-37
Timber Post End Assembly Kit	16
Timber Post Fitting Kit	18
Top Saddles	54
Tube Sockets	14
TWIST-TIGHT Connectors	21
Two Way Catches	52

W

Weld-On Chain Catches	61
Weld-On Hinges	58
Weld-On Hinge Set	42
Weld-On Hook Latches	46
Weld-On Oval Ring Latch	47
Weld-On U-Type Hinge Set	41
Weld-On U-Type Saddle & Pin	53

Z

Zinc Plated Chain	68
-------------------	----



FARM FENCES.**SORTED.**

ROTECH RURAL

T - 1800 004 940 E - sales@rotechrural.com.au

HO - 8 Ribbon Gum Ave, Armidale, NSW, 2350

W1 - 260 Ring Rd, Wendouree, VIC, 3355

W2 - 117 Tasman St, Devonport, TAS, 7310



**FAMILY OWNED
SINCE 1998**

www.rotechrural.com.au

